




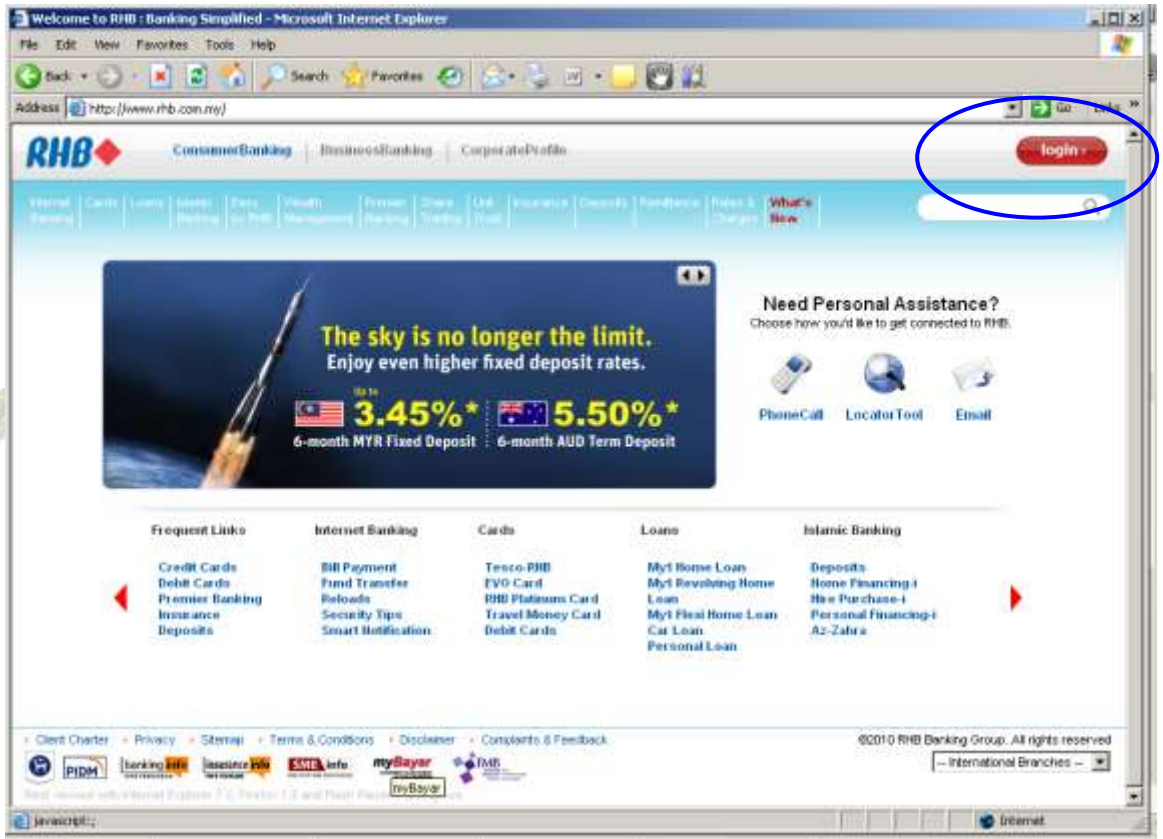
1. Logon to website using <https://login.rhb.com.my>



Or go to [www.rhb.com.my](http://www.rhb.com.my) and click on the login button

نكرى قيراق  
PERAK

Panduan Pembayaran Cukai Tanah Melalui Perbankan RHB  
Quit Rent Online Payment Via RHB Internet Banking

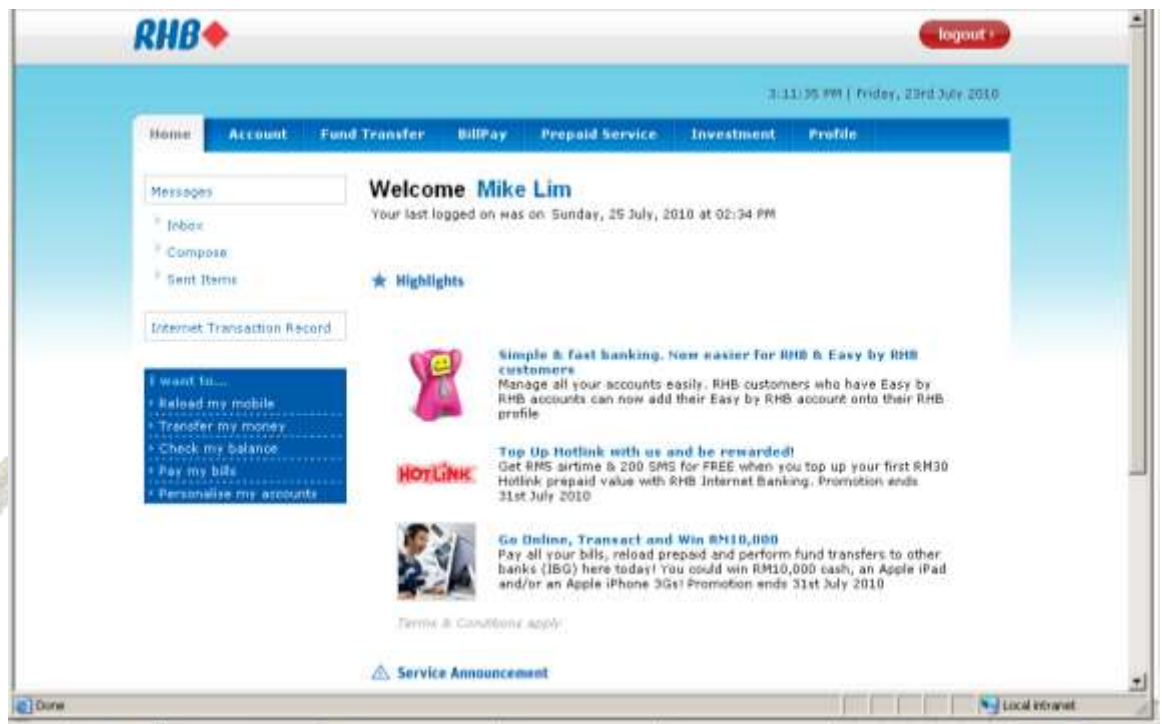




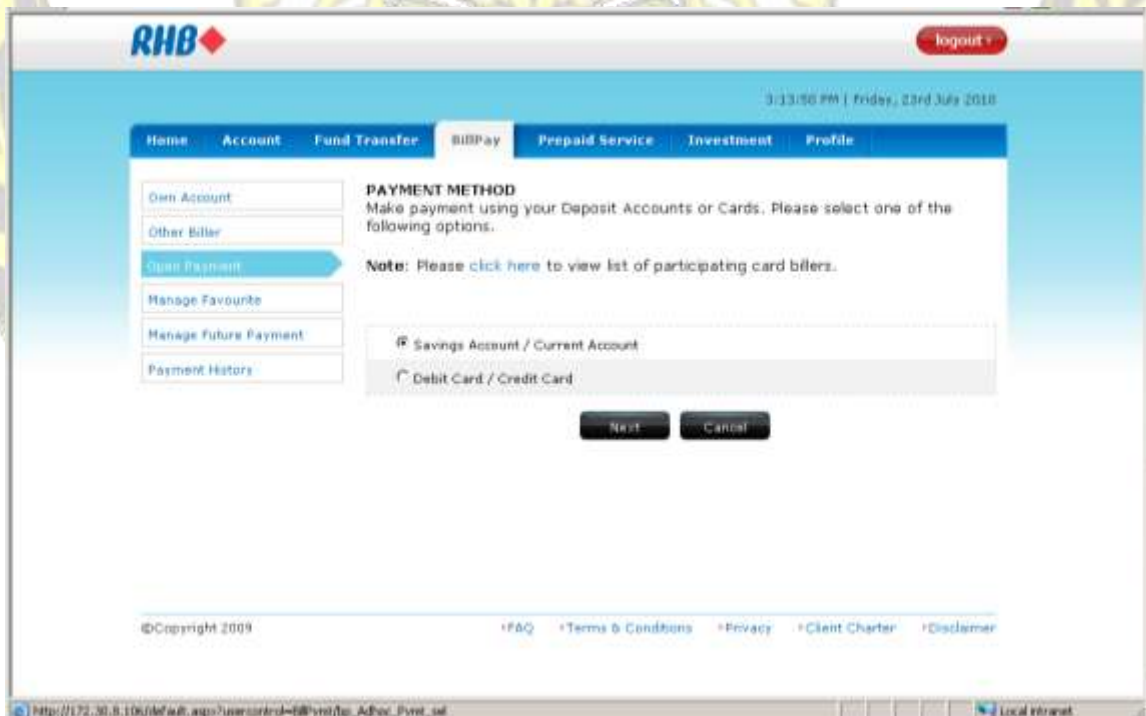
## 2. Login

## 3. Verify SecretWord and input password. Click Login button

Panduan Pembayaran Cukai Tanah Melalui Perbankan RHB  
Quit Rent Online Payment Via RHB Internet Banking



4. Click on BillPay tab and click on Open Payment on the left navigation.
5. Select Saving/Current Account and Click on Next button





6. Click on Biller Name and click on next.

RHB logo and navigation menu (Home, Account, Fund Transfer, BillPay, Prepaid Service, Investment, Profile).  
Left sidebar: Open Account, Other Biller, Open Payment (highlighted), Manage Favourites, Manage Future Payment, Payment History.  
Main content: OPEN PAYMENT - Make a one-time payment to any biller in the following list.  
Billers dropdown menu:

- P1.Com-RHB
- OZE Cycle Shop
- P1.Com-RHB
- Pan Malaysian Pools (Telelink)
- PanGlobal Insurance Berhad
- Pej Pgh Tanah & Galian Perak (highlighted)
- Pelanggi Magna (Magna Park)
- Perbadanan Air Melaka
- Perbadanan Tabung Pendidikan Tinggi N
- Proview Technology (M) S/B
- Prudential Assurance (Life)
- Pusat Khidmat Kontraktor

Next button.

7. Input all the fields and click on Preview.

RHB logo and navigation menu (Home, Account, Fund Transfer, BillPay, Prepaid Service, Investment, Profile).  
Left sidebar: Open Account, Other Biller, Open Payment (highlighted), Manage Favourites, Manage Future Payment, Payment History.  
Main content: OPEN PAYMENT.  
From Account: INFINITY C/A 2-34129-0018766-5 MYR 18,866.59  
Available Daily Limit: MYR 5,000.00  
Payee: Hasil Tanah A  
No. Hakmilik: 080101PN00023105  
No. Telefon: 0123456789  
Amount: 3000.00  
Payment Date: 31/07/2010  
Buttons: Preview, Clear, Cancel.

8. One time password will be sent to your mobile phone.  
Input the password into the fields as per below and click on Submit.

The screenshot shows the 'OPEN PAYMENT' interface. The 'Authentication' section contains the following fields:

Security Code	700940	One Time Password	*****
---------------	--------	-------------------	-------

Below the fields, there is a note: "Your OTP has been sent to XXX-XXXX. Click here if you have not received the OTP. To change your registered handphone number, please call our Customer Care Centre at 03-9206 0228." At the bottom of the authentication section are three buttons: "Submit", "Edit", and "Cancel".

9. System will show successful transaction message

The screenshot shows the 'OPEN PAYMENT' interface with a successful transaction confirmation. The message reads: "Transaction is successfully completed (112171011)".

Transaction details:

Reference No.	20100731191484
Date	31/07/2010 15:30
From Account	INFINITY C/A 2-14129-0018766-5
Available Daily Limit	MYR 2,000.00

Payee details (Hasil Tanah A):

Payee	Hasil Tanah A
Nombor Hakmilik	080101PN00023185
No Telefon	0123456789
Amount	MYR 3,000.00
Service Charge	MYR 0.00
Payment Date	31/07/2010

Account details:

Account	INFINITY C/A 2-14129-0018766-5
Account Balance	MYR 13,566.59

At the bottom, there is a checkbox labeled "I want to add this payee to my favourite" which is checked.